MALE - FACE VIEW

4-POLE

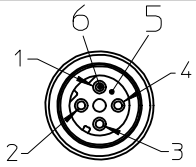

WIRING DIAGRAM

1 YELLOW
2 WHITE
3 ORANGE
4 BLUE

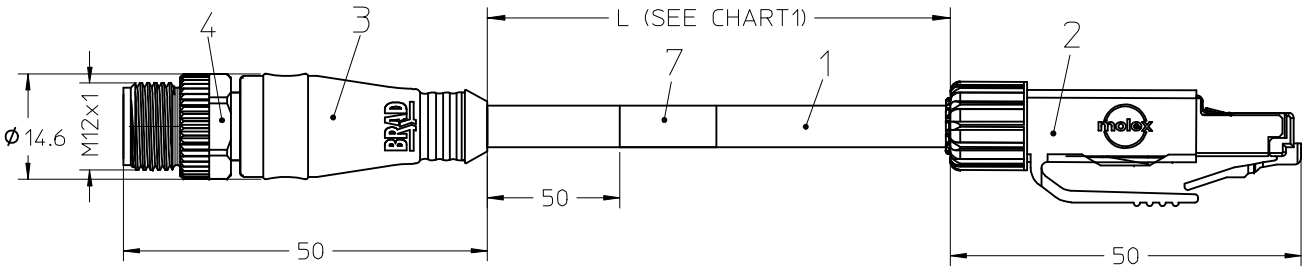

RJ45-FACE VIEW

4-POLE

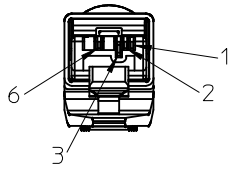

WIRING DIAGRAM

1 YELLOW
3 WHITE
2 ORANGE
6 BLUE

ITEM	DESCRIPTION	MATERIAL	FINISH
7	LABEL	PLASTIC FILM	BLACK/YELLOW
6	INSERT	PUR	BLACK
5	PIN CONTACT	COPPER ALLOY	GOLD PLATED
4	COUPLING NUT MA SW13	BRASS	NICKEL PLATED
3	OVERMOLD	PUR	BLACK
2	RJ45 PLUG	N/A	BLACK
1	CABLE	TPU JACKET	GREEN

CHART 1

1201080521	E16A06012M010
1201080522	E16A06012M020
1201080523	E16A06012M050
1201080524	E16A06012M100

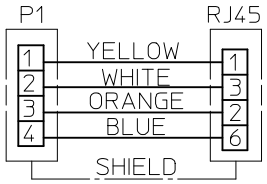

WIRING DIAGRAM

NOTES:

1) MATERIAL: SEE TABLE
2) FINISHES: SEE TABLE
3) CABLE: SHIELDED TPU
4) ELECTRICAL DATA:
ACCORDING TO CAT5e ETHERNET STANDARD
MAX. VOLTAGE: 30V
MAX. CURRENT 1.5A
5) ENVIRONMENTAL:
PROTECTION IP67
TEMPERATURE RANGE: SEE SHEET 2
6) WRAP LABEL IS MARKED WITH P/N, DATE CODE, VOLTAGE & AMPERAGE.
7) ASSEMBLY IS RoHS COMPLIANT.

Table of lenght tolerances

Over (m)	Up to and including (m)	Tolerance (mm)(+)
0	1	+40/0
1	5	+60/0
5	10	+80/0
10	20	+140/0
20	30	+160/0
30	-	1 % of lenght

ENTER DESCRIPTION
EC NO: IPG2015-0596
DRWN:SCHALAIDOPOU 2014/09/30
CH'KD:FSCHAFHAUSER 2014/10/15
APPR:CBURGER 2014/10/16
DESCRIPTION
REV 1

QUALITY SYMBOLS
▼=0
Ⓒ=0

GENERAL TOLERANCES (UNLESS SPECIFIED)

	mm	INCH
4 PLACES	± ---	± ---
3 PLACES	± ---	± ---
2 PLACES	± 0.05	± ---
1 PLACE	± 0.3	± ---
0 PLACE	± 0.5	± ---

ANGULAR ± 1 °

DRAFT WHERE APPLICABLE MUST REMAIN WITHIN DIMENSIONS

DIMENSION STYLE: IN/MM
SCALE: 1:2
DESIGN UNITS: INCH
FIRST ANGLE PROJECTION

DRAWN BY: SCHALAIDOPOU DATE: 2014/09/30
CHECKED BY: FSCHAFHAUSER DATE: 2014/10/15
APPROVED BY: CBURGER DATE: 2014/10/16

TITLE: CSE M12 ETH 4P DC MA STR RJ45 STR WSOR XM

molex

MATERIAL NO.: SEE CHART 1
DOCUMENT NO.: SD-120108-074
SHEET NO.: 1 OF 2
SIZE: A3

THIS DRAWING CONTAINS INFORMATION THAT IS PROPRIETARY TO MOLEX INCORPORATED AND SHOULD NOT BE USED WITHOUT WRITTEN PERMISSION

CABLE TYPE	WIRE GAUGE	CABLE JACKET	UL	CSA	static	flexing	drag chain tested	other
CAB-12 4P	0.34mm²	TPU GREEN	STYLE 21215	yes	-40°C to +80°C >5xO.D	-20°C to +60°C >15xO.D	2 mio cycles	WELD SLAG RESISTANCE

FOR CABLE SPECIFICATION SEE 1202098313 / SD-120209-007

ENTER DESCRIPTION
EC NO: IPG2015-0596
DRWN:SCHALAIDOPOU 2014/09/30
CH'KD:FSCHAFHAUSER 2014/10/15
APPR:CBURGER 2014/10/16
DESCRIPTION
1
REV

QUALITY SYMBOLS
▼=0
(C)=0

GENERAL TOLERANCES (UNLESS SPECIFIED)

	mm	INCH
4 PLACES	± ---	± ---
3 PLACES	± ---	± ---
2 PLACES	± 0.05	± ---
1 PLACE	± 0.3	± ---
0 PLACE	± 0.5	± ---

ANGULAR ± 1 °
DRAFT WHERE APPLICABLE MUST REMAIN WITHIN DIMENSIONS

DIMENSION STYLE: IN/MM
SCALE: 1:2
DESIGN UNITS: INCH
FIRST ANGLE PROJECTION

DRAWN BY: SCHALAIDOPOU DATE: 2014/09/30
CHECKED BY: FSCHAFHAUSER DATE: 2014/10/15
APPROVED BY: CBURGER DATE: 2014/10/16
MATERIAL NO.: –

TITLE: CSE M12 ETH 4P DC MA STR RJ45 STR WSOR XM

molex

DOCUMENT NO.: SD-120108-074
SHEET NO.: 2 OF 2
SIZE: A3

THIS DRAWING CONTAINS INFORMATION THAT IS PROPRIETARY TO MOLEX INCORPORATED AND SHOULD NOT BE USED WITHOUT WRITTEN PERMISSION